



**SMT. S G ENG. MED. PRIMARY SCHOOL**  
**SECTOR-23, GANDHINAGAR**

MANAGED BY  
SARVA VIDYALAYA KELAVANI MANDAL, (GANDHINAGAR BRANCH)



**GRADE – II**  
**HOLIDAY HOMEWORK**  
**SEMESTER – I**  
**2026-27**



<b>STUDENT'S NAME</b>	
<b>GRADE - DIVISION</b>	
<b>ROLL NO.</b>	

**Kadi Campus, Sector-23,  
Gandhinagar, Gujarat – 382023**

**+91 9879243441**  
**smtsgschool@gmail.com**  
**www.sgschool.edu.in**

## General Guidelines

- All written work should be done neatly in the respective classwork notebooks.
- Chart/Model is to be submitted on the day of oral exam.
- Submit the completed Holiday homework according to the FA-1 Exam timetable.
- Ensure that the work is done by you. Avoid copying from others.
- Avoid doing all the work at once. Set a routine and complete a little every day.
- For any chart or model, use your creativity. Neatness and presentation will be considered during assessment.
- Besides homework, revise your previous lessons to stay in touch with your subjects.
- Charts or models should be neat, colourful, and well-labelled.
- Recyclable materials are encouraged for craft and model work.
- Holiday homework of summer vacation is allotted to the students on **4<sup>th</sup> May 2026**.

## Note for Parents




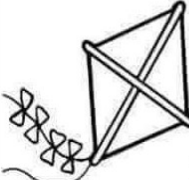


- We request parents to guide their children but allow them to do the work independently to develop responsibility and confidence.
- “Have a faith and a complete mindset that this holiday homework will definitely contribute in your further progress.”

Wishing you a happy and productive holiday!

**Stay Safe, Stay Curious.**



• Read the following paragraph.

 <p>This is a ball. The ball is blue. Look at the blue ball. The blue ball is big.</p>	 <p>This is a key. The key is blue. Look at the blue key. The blue key is big.</p>
 <p>This is a bus. The bus is blue. Look at the blue bus. The blue bus is big.</p>	 <p>This is a kite. The kite is blue. Look at the blue kite. The blue kite is big.</p>
 <p>This is a bag. The bag is blue. Look at the blue bag. The blue bag is big.</p>	 <p>This is a knife. The knife is blue. Look at the blue knife. The blue knife is big.</p>

• Learn the following spellings.

Chef	Lodges
Eggplant	Amused
Crushed	Requested
Pleaded	Trap
Screamed	Route

- Write the correct compound word.

headache, rainbow, butterfly, cupcake, football

1. It is baked and sweet often layered with lots of icing.



2. It have a round shape. it get kicked a lot and love to roll on the field.



3. It pain on head and rest makes go away.



4. It has seven bright colours and shine after rain.



5. It come in colours , big and small . It fly and dance but never fall.



- **Read the story parts below and number them from 1 to 6 to show the correct order of the story.**

The lion was angry. The rabbit said another lion stopped him and claimed he was the king.

Now, it was the little rabbit's turn to go to the lion. He walked slowly and arrived very late.

Once upon a time in the jungle the lion scared all the animals in the forest. They made a deal to send one animal every day so he wouldn't hunt them all.

The angry lion jumped into the well to fight, but he never came back.

The rabbit took the lion to a deep well and showed him the "other lion" — really just his own reflection.

All the animals were happy and cheered for the clever rabbit who saved them.

- **Add a letter to each of the words to make another meaningful words.**

1. Pot \_\_\_\_\_

2. And \_\_\_\_\_

3. Late \_\_\_\_\_

4. Light \_\_\_\_\_

- **Remove a letter from each word.**

1. Show \_\_\_\_\_

2. Cold \_\_\_\_\_

3. Three \_\_\_\_\_

4. Bright \_\_\_\_\_

- **Unjumbled the following words.**

1. u r c t o \_\_\_\_\_ ( court , cute )

2. s h i d \_\_\_\_\_ ( shed , dish )

3. e a k c \_\_\_\_\_ ( kick , cake )

4. e s a \_\_\_\_\_ ( sea , see )

- **Observe the picture and write 5 things that you see in the birthday party.**



1. \_\_\_\_\_

2. \_\_\_\_\_

3. \_\_\_\_\_

4. \_\_\_\_\_

5. \_\_\_\_\_



SMT. S G ENG. MED PRIMARY SCHOOL, GANDHINAGAR

HOLIDAY HOMEWORK SEMESTER-I (2026-27)

GRADE: II

SUBJECT: ENGLISH TEXT



**Instructions:**

- Use full size chart paper.
- Write in neat and legible hand writing.
- The selected charts and models will be displayed in school exhibition.

SR. NO.	TOPICS	ROLL NO.	TYPES
1.	List of your favourite food items with their ingredients.	1,21,41	Chart
2.	Make a story of your own words with puppets.	2,22,42	Model
3.	Make a model on Opposite words.	3,23,43	Model
4.	Make a model on Rhyming words.	4,24,44	Model
5.	Make a model on Synonyms.	5,25,45	Model
6.	Puppets of different birds.	6,26,46	Model
7.	Make a model on Word meanings.	7,27,47	Model
8.	Make flash cards on different words from one word.	8,28,48	Model
9.	Make puppets of your favourite rhyme.	9,29,49	Model
10.	Write a story of 'The Mice and the Elephants' in your words.	10,30,50	Chart
11.	Difference between good habits and bad habits.	11,31,51	Model
12.	Story on The shepherd and the wolf.	12,32,52	Chart
13.	Find out and write two interesting facts about each of the animals.	13,33,53	Chart
14.	Write a few sentences about our national animal and draw or paste the picture of it.	14,34,54	Chart
15.	Write sentences on different new words.	15,35,55	Chart
16.	List of different vegetables that used in a salad.	16,36,56	Chart
17.	Make flash cards on male and female words.	17,37,57	Model
18.	A model of 'A park'	18,38,58	Model
19.	Paste the picture of train and write few sentences on it.	19,39,59	Chart
20.	Make desert and their animals.	20,40,60	Model



• **POEMS**

**1. Big Bugs, Small Bugs**

Big bugs, small bugs,  
Big bugs, small  
bugs, see them  
crawl, On the wall?  
Creepy, creepy, crawling.  
Never, never falling.  
Bugs, bugs, bugs

**3. Flower Song**

Sing a song of flowers,  
flowers all around  
Flowers that are growing,  
growing in the ground  
Flowers of every colour,  
they look so pretty too!  
Red and pink and orange and yellow  
Blue and purple too!

**4. The Vegetable song**

Carrots, peas, and broccoli  
Vegetables are good for me,  
For my snack and in my lunch,  
Veggies sticks are great to munch.  
Carrots, peas, and broccoli  
Vegetables are good for me!

**2. I am a little turtle**


I am a little turtle  
I crawl so slow,  
I carry my house  
Wherever I go.  
When I get tired  
I put in my head,  
My legs and my tail  
And I go to bed.

**5. I'm a music man.**

I'm a music man.  
I come from far away.  
And I can play!  
What can you play?  
I play the piano.  
Pi-a, pi-a, piano, piano,  
piano.  
Pi-a, pi-a, piano, pi-a,  
piano.  
I'm a music man.  
I come from far away.  
And I can play! What can you play?  
I play the guitar.  
Boom-di, boom-di, boom-di, boom.  
Boom-di, boom, boom-di, boom.  
Boom-di, boom-di, boom-di, boom.  
Boom-di, boom-di, boom.

- **Learn the following.**

→ There are 8 parts of speech. They are: -



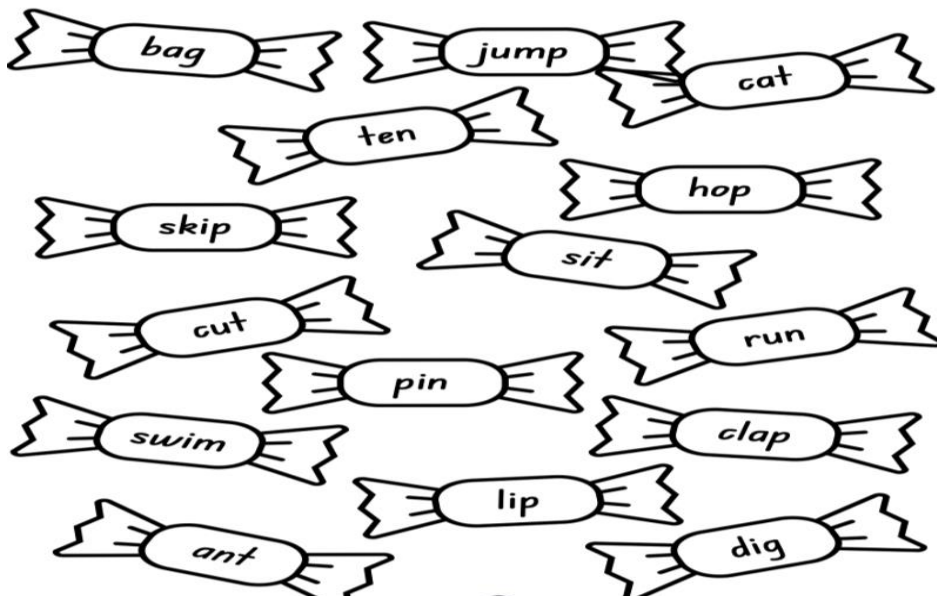
1. **NOUN** – Name of a person, place, animal and thing.  
Eg : doctor , Rita , garden , Agra, crow, dog, table ... etc
2. **PRONOUN** – In place of noun is called pronoun.  
Eg : he , she , it , they ..... etc
3. **ADJECTIVE** – Describing noun or pronoun is called adjective.  
Eg: She is beautiful. (beautiful is an adjective)
4. **VERB** – Action words are called verb.  
Eg : eat , drink .. etc
5. **ADVERB** – Describing verbs or adjective are called adverb.  
Eg: He ran quickly. ( quickly is an adverb )
6. **PREPOSITION** - It is a word that shows the position or relationship between noun or pronoun.  
Eg : on ,in, under , by....etc
7. **CONJUNCTION** – It is a word that joins two words or sentences.  
Eg: or , but , because , and .... etc

- Classify the following words in name place animal things.



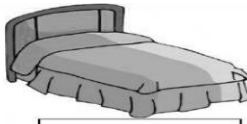







dog, school, fish, computer, restaurant, nurse,  
bag, library, shoe, barber, parrot

NAME	PLACE	ANIMAL	THING

- Colour the toffees with action words.



- Choose the correct describing word for the picture.

 <div style="border: 1px solid black; padding: 2px; width: 80%; margin: 0 auto;">white</div> <div style="border: 1px solid black; padding: 2px; width: 80%; margin: 0 auto;">red</div>	 <div style="border: 1px solid black; padding: 2px; width: 80%; margin: 0 auto;">black</div> <div style="border: 1px solid black; padding: 2px; width: 80%; margin: 0 auto;">colorful</div>	 <div style="border: 1px solid black; padding: 2px; width: 80%; margin: 0 auto;">hard</div> <div style="border: 1px solid black; padding: 2px; width: 80%; margin: 0 auto;">soft</div>	
 <div style="border: 1px solid black; padding: 2px; width: 80%; margin: 0 auto;">salty</div> <div style="border: 1px solid black; padding: 2px; width: 80%; margin: 0 auto;">sour</div>	 <div style="border: 1px solid black; padding: 2px; width: 80%; margin: 0 auto;">sharp</div> <div style="border: 1px solid black; padding: 2px; width: 80%; margin: 0 auto;">blunt</div>	 <div style="border: 1px solid black; padding: 2px; width: 80%; margin: 0 auto;">dark</div> <div style="border: 1px solid black; padding: 2px; width: 80%; margin: 0 auto;">bright</div>	 <div style="border: 1px solid black; padding: 2px; width: 80%; margin: 0 auto;">sweet</div> <div style="border: 1px solid black; padding: 2px; width: 80%; margin: 0 auto;">bitter</div>
 <div style="border: 1px solid black; padding: 2px; width: 80%; margin: 0 auto;">strong</div> <div style="border: 1px solid black; padding: 2px; width: 80%; margin: 0 auto;">weak</div>	 <div style="border: 1px solid black; padding: 2px; width: 80%; margin: 0 auto;">grand</div> <div style="border: 1px solid black; padding: 2px; width: 80%; margin: 0 auto;">simple</div>	 <div style="border: 1px solid black; padding: 2px; width: 80%; margin: 0 auto;">loving</div> <div style="border: 1px solid black; padding: 2px; width: 80%; margin: 0 auto;">careless</div>	

- Put A or An of the following.



..... elephant



..... car



..... lemon



..... ice cream



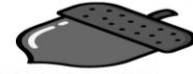
..... umbrella



..... house



..... unicorn



..... acorn



..... teacher



..... oven



..... eye



..... pencil

- Observe the picture and write 3 lines on it .



1. \_\_\_\_\_  
\_\_\_\_\_

2. \_\_\_\_\_  
\_\_\_\_\_

3. \_\_\_\_\_  
\_\_\_\_\_



**SMT. S G ENG. MED PRIMARY SCHOOL, GANDHINAGAR**

**HOLIDAY HOMEWORK SEMESTER-I (2026-27)**



**GRADE: II**

**SUBJECT: ENGLISH GRAMMAR**

**INSTRUCTIONS:**

- Use full size chart paper
- Write in neat and legible handwriting
- The selected charts and models will be display in school exhibition.

SR.NO	TOPIC	ROLL NUMBER	
		MODELS	CHARTS
1	Parts of speech tree	1	26
2	Sentence train	2	27
3	Preposition	3	28
4	Noun sorting	4	29
5	Singular and Plural	5	30
6	Uses of This, That	6	31
7	Verb action wheel	7	32
8	Punctuation traffic light	8	33
9	Adjective	9	34
10	Articles	10	35
11	Uses of These , Those	11	36
12	Is ,Am , Are	12	37
13	Pronoun replacement	13	38
14	Trigraph sound	14	39
15	Adjective	15	40
16	Masculine and Feminine	16	41
17	Opposites chart	17	42
18	Proper noun	18	43
19	Common noun	19	44
20	Picture to sentence		45
21	Yes or No Question box	20	46
22	Right sentence v/s wrong sentence		47
23	Alphabetical order clothesline		48
24	The silent 'E' magic word	21	49
25	Possessive Noun ( Apostrophe 's)	22	50
26	The silent letter ghost	23	
27	The alphabetical order	24	
28	Collective Noun Jars	25	



SMT. S G ENG. MED PRIMARY SCHOOL, GANDHINAGAR

HOLIDAY HOMEWORK SEMESTER-I (2026-27)

GRADE: II

SUBJECT: GUJARATI POEM



### મારે જોઈએ વિમાન

મારે જોઈએ વિમાન  
વિમાન હું ફરતું ઉડાડીશ.....(૨)  
આકાશે હું ઉપડી જાઉં, પંખી સાથે ફરવાજાઉં.  
યાંદા પાસે હું રમવા જાઉં  
તારલીયાની દોસ્તીબાંધી  
યાંદા પાસે હું રમવા જાઉં  
તારલીયાની દોસ્તીબાંધી  
યમક યમક યમકારા કરું  
આકાશે હું રમવા જાઉં  
મારે જોઈએ વિમાન  
વિમાન હું ફરતું ઉડાડીશ .....(૨)

### ચપટી વાગી

ચપટી વાગી, ચપટી વાગી, ચપટી વાગી રે  
ચપ ચપ ચપ ચપ ચપટી વાગી રે  
હાલતાં ચાલતા ચપટી વગાડું  
લખતાં વાંચતા ચપટી વગાડું  
ચપટી વાગી .  
દોડતા કુદતા ચપટી વગાડું  
ખાતા પીતાં ચપટી વગાડું ચપટી વાગી .....  
ભાઈના કાનમાં ચપટી વગાડું  
બહેનના કાનમાં ચપટી વગાડું ચપટી વાગી....  
પપ્પાના કાનમાં ચપટી વગાડું  
મમ્મીના કાનમાં ચપટી વગાડું ચપટી વાગી....

### આનંદ મેળો

જુઓ જુઓ આનંદ મેળો.....  
આવ્યો આવ્યો આનંદ મેળો.....  
મેળામાં સાથે રહીશું. હરશું ફરશું મજા કરીશું  
મેળામાં સાથે રહીશું. હરશું ફરશું મજા કરીશું  
ચરર ચાલે ચકડોળ હાથીને ઘોડા ફરે ગોળ ગોળ  
ચરર ચાલે ચકડોળ હાથીને ઘોડા ફરે ગોળ ગોળ  
ઉપર નીચે કરતા કરતા ચક્કર આવે ગોળ ફરતા  
ઉપર નીચે કરતા કરતા ચક્કર આવે ગોળ ફરતા  
જુઓ જુઓ આનંદ મેળો.....  
આવ્યો આવ્યો આનંદ મેળો.....  
કુગાને ટપ ટપ ગોળી શુટિંગ ની બહુ મજા પડી  
કુગાને ટપ ટપ ગોળી શુટિંગ ની બહુ મજા પડી  
જુઓ રંગલો આવ્યો છે બાળકો બહુ વાહલો છે  
જુઓ જુઓ આનંદ મેળો.....  
આવ્યો આવ્યો આનંદ મેળો.....

### કોયલ કૂ કૂ ગાય


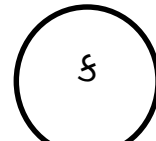
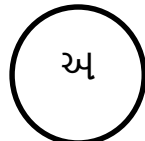
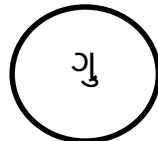
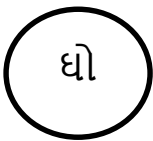




કોયલ કૂ કૂ ગાય મને ગાવાનું મન થાય  
ગાવાનું જ્યાં શરુ કરું ત્યાં પપ્પા મારા ખીજાય  
પપ્પા મારા ખીજાય.....  
કોયલ કૂ કૂ ગાય મને ગાવાનું મન થાય  
ચકલી ચણ ચણ ખાય મને ખાવાનું મન થાય  
ખાવાનું જો શરુ કરું ત્યાં મમ્મી મારી ખીજાય  
મમ્મી મારી ખીજાય .....  
ઊડતું પતંગિયું જોઈ મને ઊડવાનું મન થાય  
ઊડવાનું જ્યાં શરુ કરું ત્યાં નીચે પડી જવાય.  
હાય નીચે પડી જવાય.....  
પથારીએ સુતા મને કઈ કઈ વિચાર થાય  
સુવાનું જ્યાં શરુ કરું ત્યાં સપને સારી જવાય.  
સપને સારી જવાય..... સપને સારી જવાય

- (1) ફળોના નામ બોલો.  
[ કેરી, કેળું, સફરજન, તરબૂચ, ટેટી, પપૈયું, દ્રાક્ષ, જામફળ ]
- (2) રંગના નામ બોલો .  
[ લાલ, લીલો, પીળો, વાદળી, નારંગી, કાળો, સફેદ, ગુલાબી ]
- (3) ૧ થી ૧૦ સુધી અંક બોલો.  
[ ૧ ૨ ૩ ૪ ૫ ૬ ૭ ૮ ૯ ૧૦ ]
- (4) મહિનાના નામ બોલો.  
[ જાન્યુઆરી, ફેબ્રુઆરી, માર્ચ, એપ્રિલ, મે, જૂન  
જુલાઈ, ઓગસ્ટ, સપ્ટેમ્બર, ઓક્ટોબર, નવેમ્બર, ડિસેમ્બર ]

(5) 'ગાય' વિશે પાંચ વાક્યો બોલો

૧. ગાય એક પાલતું પ્રાણી છે.
૨. ગાયને ચાર પગ હોય છે.
૩. ગાયને એક પૂંછડી હોય છે.
૪. ગાય આપણને દૂધ આપે છે.
૫. ગાયને માતા કહેવાય.

પ્રશ્ન ૧ ચિત્રને તેના નામના પહેલા અક્ષર સાથે જોડો.



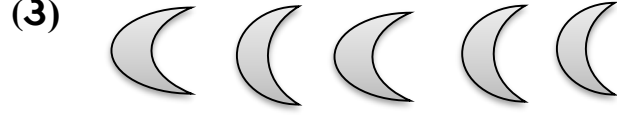
પ્રશ્ન ૨ ગણો અને સંખ્યા લખો.



\_\_\_\_\_



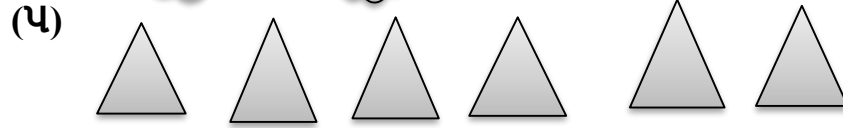
\_\_\_\_\_



\_\_\_\_\_



\_\_\_\_\_




\_\_\_\_\_

પ્રશ્ન -૫ ચિત્ર જુઓ અને તેના સાચા શબ્દ સાથે જોડો કરો.



જગ
પગ
બતક



ગાય
વાઘ
સિંહ



ઘર
વડ
જળ



ઝાડ
થડ
કપ



મગ
યજ્ઞ
શઢ

પ્રશ્ન -૬ નવા શબ્દ બનાવીને સામેના બોક્ષમાં લખો.

(૧) કા

(૨) ઢા

(૩) ઠા

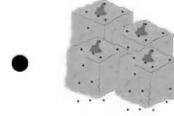
(૪) રા

(૫) ગા

મ

પ્રશ્ન-૭ નીચે આપેલા શબ્દોને તેના સાચા ચિત્ર સાથે જોડો .


નયન •



કસરત •



જળચર •



સરહદ •



ખમણ •



કમળ •



કલમ •



મગર •



બટન •





SMT. S G ENG. MED PRIMARY SCHOOL, GANDHINAGAR

HOLIDAY HOMEWORK SEMESTER-I (2026-27)

GRADE: II

SUBJECT: GUJARATI



SR. NO.	TOPIC	CHART (R NO.)	MODEL (R NO.)
1.	ગુજરાતી સ્વરોનું ચિત્ર સાથે તોરણ બનાવો	1 & 31	
2.	બે અક્ષરવાળા માત્રા વગરના વીસ શબ્દો લખો	2 & 32	
3.	ત્રણ અક્ષરવાળા માત્રા વગરના વીસ શબ્દો લખો	3 & 33	
4.	ચાર અક્ષરવાળા માત્રા વગરના વીસ શબ્દો લખો	4 & 34	
5.	ઘોડાનું ચિત્ર ચોટાડી તેનાં વિશે માહિતી આપો	5 & 35	
6.	લીંબુના ઉપયોગ વિશે જણાવો	6 & 36	
7.	‘આ’ ની માત્રાવાળા વીસ શબ્દો લખો	7 & 37	
8.	ડ્રાય ફૂટના ચિત્રો ચોટાડી નામ લખો.	8 & 38	
9.	‘આ’માત્રાથી શરૂ થતા કોઈ પણ પાંચ ગામ, શહેર, દેશના નામ લખો.	9 & 39	
10.	‘ઇ’ અને ‘ઈ’ માત્રાવાળા દસ દસ શબ્દો લખો.	10 & 40	
11.	હાથીનું ચિત્ર ચોટાડી તેનાં વિશે માહિતી આપો	11	
12.	જુદા જુદા અનાજ ચોટાડી તેના નામ લખો.	12	
13.	મોરનું ચિત્ર ચોટાડી તેના વિશે માહિતી આપો	13	
14.	રણનું પ્રાણી ઊંટ વિશે માહિતી આપો	14	
15.	‘ઉ’ અને ‘ઊ’ માત્રા વાળા દસ દસ શબ્દો લખો	15	
16.	જુદી જુદી જાતની માછલીઓ	41	16
17.	પ્રાણીઓ અને તેના બચ્ચાઓ	42	17
18.	જુદી જુદી જાતના ફૂતરાઓ	43	18
19.	ઘઉંમાંથી બનતી વાનગીઓ	44	19
20.	ફૂંક મારીને વગાડી શકાય તેવા વાજિત્રો	45	20
21.	વેલા પર ઉગતી શાકભાજી	46	21
22.	જુદા જુદા રંગના ગુલાબનો બગીચો	47	22
23.	તમારી આસપાસ જોવા મળતા દસ પક્ષીઓ	48	23
24.	કવિતા – કન્યા કેળવણી	49	24
25.	જુદી જુદી લાગણીઓના ચહેરા (ઈમોજી)	50	25
26.	પ્રાણીઓના ઘર	51	26
27.	ઘરમાં રમાતી રમતો	52	27
28.	કવિતા - બાળ મજૂરી	53	28
29.	સિંહ અને ઉંદરની વાર્તા	54	29
30.	ઘરની બહાર રમાતી રમતો	55	30



GRADE: II

SUBJECT: HINDI

### बारिश

बारिश रिमझिम आती है ।  
सबको खुश कर जाती है ।

अपना जल बरसाती है ।  
गर्मी दूर पकाती है ।

बारिश रिमझिम आती है ।  
धरती को नहला जाती है ।

सुख वन हरे हो जाते हैं ।  
हरे भरे खेत लहराते हैं ।

बाग बगीचे महक जाते हैं ।  
बच्चे बूढ़े खुश हो जाते हैं ।

### एक से दस

एक बड़े राजा का बेटा ।  
दो दिन से मुरझाया लेटा ।

तीन बड़े महात्मा आए  
चार दवा की पुड़िया लाए ।

पांच मिनट में गरम कराई,  
छह \_ छह घंटे बाद पिलाई ।

सात दोनों में आंखें खोली  
आठ दोनों में निकली बोली ।

नौ दीनों में ताकत आई,  
दस दिनों में दौड़ लगाई ।

### सवेरा

हुआ सवेरा चिड़िया बोली,  
बच्चों ने तब आंख खोली ।

अच्छे बच्चे मंजन करते,  
मंजन करके कुल्ला करते ।

कुल्ला करके मुंह को धोते ।  
मुंह धो कर रोज नहाते ।

रोज नहा कर खाना खाते,  
खाना खाकर पढ़ने जाते ।

### बिल्ली मौसी आई

दौडा दौडा चूहा आया,  
भागो भागो शोर मचाया ।

दौडो बिल्ली मौसी आई,  
चूहे ने यह बात बताई ।


बीच चौक में मौसी जी ने,  
सर पर पहनी पगड़ी है ।

चूहे को खा जाने वाली,  
बिल्ली कितनी तगड़ी है ।

ओ री मैया ! ओ री दादी  
हमने क्या कर दी नादानी ।

देखो , दौडो छिपकर आई  
कर देगी अब खत्म कहानी ।

प्रश्न 1 चित्र देखकर कछुआ और खरगोश की कहानी सुनाओ ।



प्रश्न - 2 बाहर खेले जाने वाले खेल के नाम बताइए ।

(हॉकी , खो-खो , टेनिस , फोटबॉल , कबड्डी , कुश्ती , क्रिकेट)

प्रश्न - 3 सब्जियों के नाम बताइए ।

(गाजर , फुलगोबी , मटर , आलू , बैंगन , लौकी , भिंडी )

प्रश्न - 4 पक्षियों के नाम बोलिए।

( तोता , कौआ , कबूतर , चिडिया , चील , कोयल )

प्रश्न - 5 वाहनों के नाम बोलिए ।

(बस , ट्रक , मोटर साइकल , ऑटो रिक्शा , स्कूटर )

प्रश्न - 6 उल्टे अर्थ वाले शब्द लिखिए ।

(1) दिन × -----

खजूर

घर

(2) मोटा ×. -----

खरगोश

छत

(3) पास ×. -----

खरबूजा

जग

(4) उपर। ×. -----

प्रश्न -7 नीचे दिए गए वर्णों को जोड़कर शब्द बनाओ .

फ+ल = \_\_\_\_\_

त+ब= \_\_\_\_\_

म+ह+ल = \_\_\_\_\_

श+ह+र= \_\_\_\_\_

प्रश्न -8 नीचे दिए गए वाक्यों को सुन्दर अक्षरों में लिखिए।


1. अहमद झटपट उठ।

\_\_\_\_\_



2. नटखट मत बन।

\_\_\_\_\_




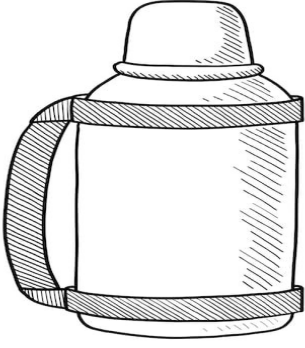
प्रश्न 9 चित्र को उसके सही नाम से मिलाओ ।



मजूर  
जानवर  
सूरज  
मछली  
गाय  
हंस



प्रश्न 10 चित्र का नाम लिखिए ।



SMT. S G ENG. MED PRIMARY SCHOOL, GANDHINAGAR



HOLIDAY HOMEWORK SEMESTER-I (2026-27)



GRADE: II

SUBJECT: HINDI

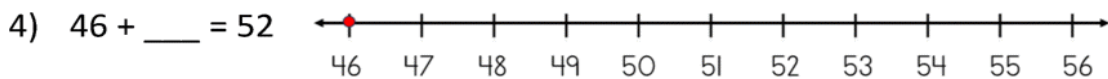
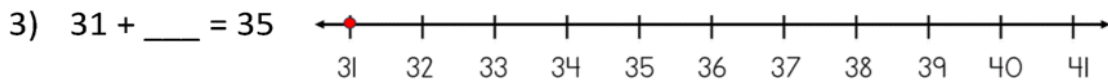
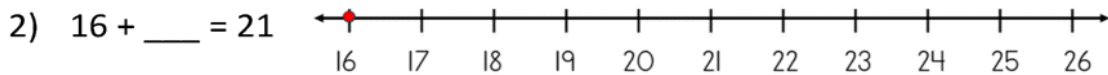
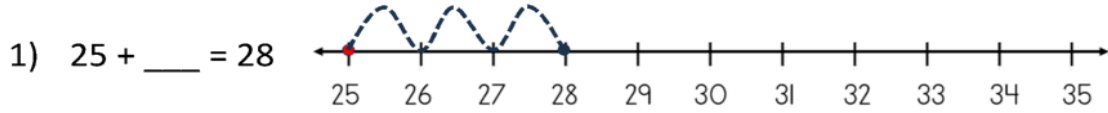
SR. NO.	TOPIC	CHART (R NO.)	MODEL (R NO.)
1.	मेरा परिवार	16 & 31	1
2.	शहर और गाँव में अंतर	17 & 32	2
3.	चित्र वर्णन	18 & 33	3
4.	शरीर के अंगों के नाम	19 & 34	4
5.	अँग्रेजी महीनों के नाम	20 & 35	5
6.	सप्ताह के नाम	21 & 36	6
7.	मात्रा चार्ट	22 & 37	7
8.	एकवचन बहुवचन	23 & 38	8
9.	विलोम शब्द	24 & 39	9
10.	कविता पथ	25 & 40	10
11.	गांधीनगर के दर्शनीय स्थल	26 & 41	11
12.	मेरा विद्व्यालय	27 & 42	12
13.	मेरा पसंदीदा जानवर	28 & 43	13
14.	पेड़-पौधे	29 & 44	14
15.	स्वच्छता	30 & 45	15
16.	जल संरक्षण	46 & 61	
17.	यातायात के साधन	47 & 62	
18.	मौसम	48 & 63	
19.	कागज का घर	49 & 64	
20.	सौर मण्डल	50 & 65	
21.	खेत	51 & 66	
22.	किसान	52 & 67	
23.	पार्क (बगीचा)	53 & 68	
24.	पानी के स्रोत	54 & 69	
25.	पौधे कैसे बढ़ते हैं	55 & 70	
26.	लकड़ी से बनी वस्तुएँ	56	
27.	लोहे से बनी वस्तुएँ	57	
28.	रसोई में आने वाले बर्तन	58	
29.	घड़ी	59	
30.	आकृतियाँ	60	



GRADE: II

SUBJECT: MATHEMATICS

❖ Addition on the number line.



❖ Write the following numbers in expanded form as given in example.

$372 = \boxed{3}$  hundreds +  $\boxed{7}$  tens +  $\boxed{2}$  ones

$524 = \boxed{\quad}$  hundreds +  $\boxed{\quad}$  tens +  $\boxed{\quad}$  ones

$398 = \boxed{\quad}$  hundreds +  $\boxed{\quad}$  tens +  $\boxed{\quad}$  ones

$837 = \boxed{\quad}$  hundreds +  $\boxed{\quad}$  tens +  $\boxed{\quad}$  ones

$148 = \boxed{\quad}$  hundreds +  $\boxed{\quad}$  tens +  $\boxed{\quad}$  ones

❖ Write the total amount.

<p style="text-align: center;">□</p>	<p style="text-align: center;">□</p>	<p style="text-align: center;">□</p>
--------------------------------------	--------------------------------------	--------------------------------------

❖ Write what number comes before and after.

\_\_\_ **240** \_\_\_

\_\_\_ **123** \_\_\_

\_\_\_ **449** \_\_\_

\_\_\_ **402** \_\_\_

\_\_\_ **417** \_\_\_

\_\_\_ **152** \_\_\_

\_\_\_ **296** \_\_\_

\_\_\_ **405** \_\_\_

\_\_\_ **219** \_\_\_

❖ Arrange the numbers from descending order.

1.) **56, 58, 57**

--	--	--

5.) **27, 22, 23**

--	--	--

2.) **72, 69, 74**

--	--	--

6.) **81, 80, 82**

--	--	--

3.) **35, 36, 39**

--	--	--

7.) **96, 92, 98**

--	--	--

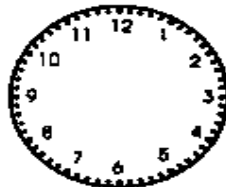
❖ Draw the hands on the clock.

1 a.



7:00

1 b.



6:00

1 c.



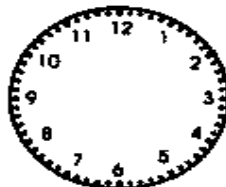
4:00

2 a.



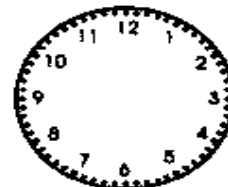
9:00

2 b.



8:00

2 c.



3:00

❖ Subtraction.

$$\begin{array}{r} 57 \\ -5 \\ \hline \end{array}$$

$$\begin{array}{r} 71 \\ -8 \\ \hline \end{array}$$

$$\begin{array}{r} 11 \\ -1 \\ \hline \end{array}$$

$$\begin{array}{r} 79 \\ -3 \\ \hline \end{array}$$

$$\begin{array}{r} 30 \\ -4 \\ \hline \end{array}$$

$$\begin{array}{r} 38 \\ -8 \\ \hline \end{array}$$


$$\begin{array}{r} 80 \\ -3 \\ \hline \end{array}$$








$$\begin{array}{r} 71 \\ -3 \\ \hline \end{array}$$

$$\begin{array}{r} 73 \\ -8 \\ \hline \end{array}$$

$$\begin{array}{r} 34 \\ -7 \\ \hline \end{array}$$

❖ Count and write the number of different fruits in the table given below.



FRUITS	NUMBER
	
	
	
	
	
	
	

<b>SR.NO.</b>	<b>NAME OF THE TOPICS</b>	<b>R. NO.</b>	<b>TYPES</b>
1	Model showing backward numbers from 100 to 1.	1	MODEL
2	Model showing forward numbers 100 to 200	2	MODEL
3	Model showing number tree 100 to 200	3	MODEL
4	Model showing number tree 201 to 300.	4	MODEL
5	Model showing thick and thin objects.(Any 10)	5	MODEL
6	Model showing before, after and between numbers. (2-digit)	6	MODEL
7	Model showing different shapes .E.g- cylinder, oval ,cone and etc	7	MODEL
8	Model showing different shapes of same object.(any 5)	8	MODEL
9	Model showing Days of the week.	9	MODEL
10	Model showing different shapes of cylinder object.(any 5)	10	MODEL
11	Model showing Indian currency (coins) .	11	MODEL
12	Model showing number tree 301 to 400.	12	MODEL
13	Model Showing descending order (2-digit)	13	MODEL
14	Model Showing tall and short objects.(Any 10)	14	MODEL
15	Model Showing big and small objects.(Any 10)	15	MODEL
16	Prepare models of shapes.(Using clay)	16	MODEL
17	Prepare working model for place value.(3-digit)	17	MODEL
18	Model showing addition on the number line.(2-digit)	18	MODEL
19	Model showing ordinal numbers 1 to 10.	19	MODEL
20	Model showing tables.(1 to 5)	20	MODEL
21	Model showing subtraction on the number line.(2-digit)	21	MODEL
22	Model showing the tables ( 6 to 10)	22	MODEL
23	Model showing calendar of May 2025.	23	MODEL
24	Model showing types of clock.	24	MODEL
25	Prepare working model of expanded form of 3-digit numbers.	25	MODEL
26	Prepare working model of a Clock.	26	MODEL
27	Model showing the tables ( 11 to 15)	27	MODEL
28	Model Showing ascending order (2-digit)	28	MODEL
29	Model Showing different types of measurement.	29	MODEL
30	Model Showing different types of weighing machine.	30	MODEL

<b>SR.NO.</b>	<b>NAME OF THE TOPICS</b>	<b>R. NO.</b>	<b>TYPES</b>
1	Chart showing backward numbers from 100 to 1.	31	CHART
2	Chart showing forward numbers 100 to 200	32	CHART
3	Chart showing number tree 100 to 200	33	CHART
4	Chart showing number tree 201 to 300.	34	CHART
5	Chart showing thick and thin objects.(Any 10)	35	CHART
6	Chart showing before, after and between numbers. (2-digit)	36	CHART
7	Chart showing different shapes .E.g.- cylinder, oval ,cone and etc.	37	CHART
8	Chart showing different shapes of same object.(any 5)	38	CHART
9	Chart showing Days of the week.	39	CHART
10	Chart showing different shapes of cylinder object.(any 5)	40	CHART
11	Chart showing Indian currency (coins) .	41	CHART
12	Chart showing number tree 301 to 400.	42	CHART
13	Chart Showing descending order (2-digit)	43	CHART
14	Chart Showing tall and short objects.(Any 10)	44	CHART
15	Chart Showing big and small objects.(Any 10)	45	CHART
16	Prepare chart of shapes.(Using clay)	46	CHART
17	Prepare working chart for place value.(3-digit)	47	CHART
18	Chart showing addition on the number line.(2-digit)	48	CHART
19	Chart showing ordinal numbers 1 to 10.	49	CHART
20	Chart showing tables.(1 to 5)	50	CHART
21	Chart showing subtraction on the number line.(2-digit)	51	CHART
22	Chart showing the tables ( 6 to 10)	52	CHART
23	Chart showing calendar of May 2025.	53	CHART
24	Chart showing types of clock.	54	CHART
25	Prepare working chart of expanded form of 3-digit numbers.	55	CHART
26	Prepare working chart of a Clock.	56	CHART
27	Chart showing the tables ( 11 to 15)	57	CHART
28	Chart Showing ascending order (2-digit)	58	CHART
29	Chart Showing different types of measurement.	59	CHART
30	Chart Showing different types of weighing machine.	60	CHART



GRADE: II

SUBJECT: ENVIRONMENTAL STUDIES

Q-1] Tick (✓) the correct option.

1] Independence day is celebrated on \_\_\_\_\_.

- [a] 14<sup>th</sup> November      [b] 26<sup>th</sup> January      [c] 15<sup>th</sup> August

2] Gandhi Jayanti is celebrated on \_\_\_\_\_.

- [a] 2<sup>nd</sup> October      [b] 5<sup>th</sup> June      [c] 2<sup>nd</sup> December

3] Republic day is celebrated on \_\_\_\_\_.

- [a] 15<sup>th</sup> January      [b] 20<sup>th</sup> August      [c] 26<sup>th</sup> January

4] Plants need \_\_\_\_\_ to live and grow.

- [a] Water      [b] Chair      [c] Ball

Q-2] Write the name of festival.


**Q-3] [A] Write (T) for true and (F) for false.**

- 1) I do cycling every day. \_\_\_\_\_
- 2) I do not like to eat fruits and vegetable. \_\_\_\_\_
- 3) I go to school without eating breakfast. \_\_\_\_\_
- 4) I love eating pizza and burgers. \_\_\_\_\_
- 5) I like to stay cheerful and happy. \_\_\_\_\_

**[B] Find out sources of water in the maze given below.**

Q	L	A	K	E	U	I	A	R	C
W	T	P	O	A	Y	J	S	I	B
W	E	L	S	Z	T	M	C	V	A
O	Q	U	N	D	F	N	B	E	S
C	K	P	O	N	D	B	O	R	E
E	L	Y	W	S	D	S	G	H	A
A	T	G	I	A	D	G	P	L	W
N	C	B	M	W	E	L	L	M	E

**Q-4][A] Give one example of the following.**

- 1) Wild animal \_\_\_\_\_
- 2) Domestic animal \_\_\_\_\_
- 3) Water animal \_\_\_\_\_
- 4) Tree \_\_\_\_\_

**[B] Circle the odd one.**

Star	Bird	Moon
Rain	Raincoat	Sweater
Night	Sun	Light
Sky	Tree	Cloud


Q-5][A] Tick (✓) the things that we get from plants or trees.



Shade and Clean Air




Milk



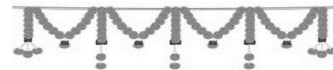
Plastic Toy Car



Flowers



Egg



Flower Garlands



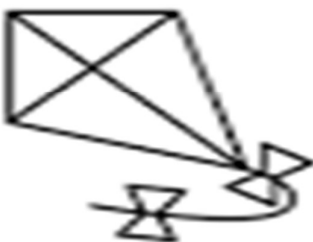
Medicines



Fruits and Vegetables



[B] Circle the picture that need air to fly.



<b>Sr. No.</b>	<b>TOPICS</b>	<b>MODEL (ROLL NO.)</b>	<b>CHART (ROLL NO.)</b>
1.	Festivals	1	31
2.	Non-living things	2	32
3.	Family tree	3	33
4.	My school	4	34
5.	Wild animals	5	35
6.	Sense organs	6	36
7.	Domestic animals	7	37
8.	Air transport	8	38
9.	Water transport	9	39
10.	Land transport	10	40
11.	Object which can fly	11	41
12.	Clothes you wear	12	42
13.	Parts of plants	13	43
14.	Day and night	14	44
15.	Spring season	15	45
16.	Things we get from plants	16	46
17.	Autumn season	17	47
18.	National festivals	18	48
19.	Outdoor games	19	49
20.	Indoor games	20	50
21.	Bad habits	21	51
22.	Good habits	22	52
23.	Types of pucca house	23	53
24.	Types of kutchha house	24	54
25.	Junk food	25	55
26.	Healthy food	26	56
27.	Wild animals and their homes	27	57
28.	Sources of water	28	58
29.	Healthy habits	29	59
30.	Water animals	30	60