




**SMT. S.G. ENG. MED PRIMARY SCHOOL
S.V. ENG. MED PRIMARY SCHOOL
SECTOR-23, GANDHINAGAR**

MANAGED BY
SARVA VIDYALAYA KELAVANI MANDAL, (GANDHINAGAR BRANCH)

**GRADE – I
HOLIDAY HOMEWORK
SEMESTER – II
2023-24**



STUDENT'S NAME	
ROLL NO.	
GRADE - DIVISION	



SMT. S.G. ENG. MED. PRIMARY SCHOOL, GANDHINAGAR
S.V. ENG. MED. PRIMARY SCHOOL, GANDHINAGAR
HOLIDAY HOMEWORK SEM-II (2023-24)



GRADE- I

ALLOTMENT DATE: 06-11-2023

SUBJECT: - ENGLISH TEXT

SUBMISSION DATE: 09-01-2024

WORD MEANINGS

1. Accept - Receive, agree
2. Affect - Influence, assume
3. Allow - Permitted, granted
4. Ate - To Eat , tasted
5. Break - Split , crack
6. Buy - Purchase , bought
7. Hear - Listen , attend
8. Peace - Silence , calm
9. Plain - Simple , bare
10. Principle - Rule , head
11. Prank - Mischief , naughtiness
12. Weather - Atmosphere , climate
13. Week - Seven days, age
14. Watch - To see , observe
15. Whole – Total , entire
16. Lost - Misplace a thing , stray
17. Smart – Clever , bright
18. Run - Move , rush
19. Town - Village , urban area
20. Tablet - Medicine , cure

NOTE: Learn the spellings, meanings and pronunciation of the given words. Kindly do two words in a day. Use 100 pages notebook to write word meanings & make sentence. Above word meanings and poems will be included in oral evaluation.

Poems

A LITTLE SEED

A little seed for me to sow.
A little seed to make it grow.
A little hole , a little pot,
A little wish and that is that.
A little sun , a little shower.
A little while,
And then , a flower

SPRING IS HERE

Spring is here.
Spring is here.
Goodbye , snow.
Flowers grow.
Birds and bees,
Leaves on trees.
Hello , spring.
Hello , spring

CLOUDS

It is hot.
The sky is blue.
A little cloud comes looking for you.
More clouds come.
They bring rain.
Sing and dance.

Nature

Nature is might,
Nature is strong,
Nature is beauty,
Nature is moody,
Nature is smart,
Nature is blue,
Nature is green,
Nature is true,
Nature is you,
Nature is me,
Nature will forever be free.

Tommy Thumb

Tommy Thumb is up and
Tommy thumb is down
Tommy Thumb is dancing,
All around the town,
Dance them on your shoulders,
Dance them on your head,
Dance them on your knees,
Then tuck them into bed.



SMT. S.G. ENG. MED PRIMARY SCHOOL, GANDHINAGAR
S.V. ENG. MED PRIMARY SCHOOL, GANDHINAGAR
HOLIDAY HOMEWORK SEM.-II 2023-24



GRADE: I
SUBJECT: ENGLISH GRAMMAR

ALLOTMENT DATE: 06/11/2023
SUBMISSION DATE: 03/01/2024

- Choose the correct pronoun for the underlined words in the below sentences.

1. The train has stopped.

a. He b. She c. It D. They

2. The dog ran behind the car.

a. He b. It c. We d. They

3. Sita, Renu and Priya are friends.

a. He b. It c. We d. They

4. Nitin And I had breakfast.

a. It b. He c. They d. We

5. My dad is a doctor.

a. They b. It C. He d. She

6. The man is reading a book.

a. It b. She c. They d. He

8. Rosy is a bright student.

a. He b. She c. It D. They

9. Mom, dad and me went to a party.

a. They b. We c. He d. It

- Color the right pronoun.

	<input type="radio"/> she <input type="radio"/> he		<input type="radio"/> he <input type="radio"/> IT
	<input type="radio"/> he <input type="radio"/> They		<input type="radio"/> he <input type="radio"/> she
	<input type="radio"/> IT <input type="radio"/> she		<input type="radio"/> They <input type="radio"/> she
	<input type="radio"/> he <input type="radio"/> she		<input type="radio"/> he <input type="radio"/> I

- Choose the suitable adjective to complete the sentences.


1. We got a _____ tree this year.



2. I got a _____ dress on Christmas.




3. He added a _____ star on the tree.



4. She asked for a _____ wreath.


5. My mother bakes _____ cookies on Christmas day.





6. These stockings are _____ .




- Circle the describing words.

red boy car  small

mouse  dog mother friend


coat soft hard  pleasant

girls books long bicycle short

finish play fast  poor do

goes this person

- Circle the correct preposition.

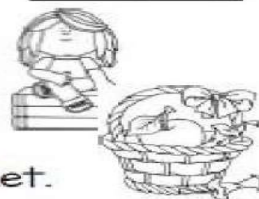


- Complete the sentences using in, on, under.

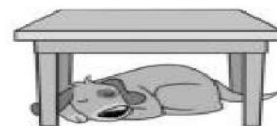
1. The boy is _____ the house.



2. The girl is _____ the books.



3. The apple is _____ the basket.



4. The dog is _____ the table.



5. The girl is _____ the bed.

- Right or wrong? Put a “√” or a “×” in the bracket.



The dog is under the bed.

()



The frog is on the rock.

()



The sheep is next to the cow.

()



The goat is in the barn.

()



The deer is in front of the fence.

()



The snail is under the leaf.

()


- Write “and” or “but” to complete the sentences.

1. Mimi went to the zoo, _____ she saw beautiful flamingos.
2. Len took an umbrella, _____ it did not rain.
3. Ted ran in a race, _____ his friends cheered.
4. I washed the clothes, _____ they were still dirty.
5. The witch looked scary, _____ she was really friendly.
6. Mr. Brooke made funny jokes, _____ everyone laughed a lot.
7. Jimmy painted a picture, _____ he showed it to his parents.
8. It was night time, _____ Jen could not fall asleep.



- Choose the correct conjunction to complete each sentences.

- 1) I can run, jump _____ swim.
(and but)
- 2) Sam is tall _____ I am the tallest in our class.
(and but)
- 3) He is clever _____ a hardworking boy.
(and but)
- 4) I want to buy this shoes _____ I don't have money.
(and but)

- Read the action words and match it to the pictures.



Write	Sleep
Read	Dance
Brush	Cook
Sing	Eat
Dig	Swim
Drink	Litter
Cry	Run
Draw	Jump





SMT. S.G. ENG. MED. PRIMARY SCHOOL, GANDHINAGAR

S.V. ENG. MED. PRIMARY SCHOOL, GANDHINAGAR



HOLIDAY HOMEWORK (SEM- 2): 2023-24

Grade: I
Subject: MATHEMATICS

Allotment Date: 06/11/2023
Submission Date: 05/01/2024

SR. NO.	TOPICS	R. NO.	TYPES
1.	Chart showing different shape of same object	1 & 31	Chart
2.	Chart showing equal parts: Halves (P g no 153 in t. b)	2 & 32	Chart
3.	Chart showing equal parts: Quarters (P g no 154 in t. b)	3 & 33	Chart
4.	Chart showing Numbers tree 1 to 50.	4 & 34	Chart
5.	Chart showing Numbers tree 51 to 100	5 & 35	Chart
6.	Chart showing Before, After, between numbers.	6 & 36	Chart
7.	Chart showing different shapes. E.g. Square, Rectangle, Triangle, etc. (P g no 117 in t. b)	7 & 37	Chart
8.	Chart showing Numbers tens and ones make 11 to 50.(pg no 136 in textbook)	8 & 38	Chart
9.	Chart showing Numbers tens and ones make 51 to 99.(Pg no 136 in textbook).	9 & 39	Chart
10.	Chart showing Ascending order (0 to 50 numbers)	10 & 40	Chart
11.	Chart showing Descending order (51 to 100 numbers)	11 & 41	Chart
12.	Chart showing Ordinal Numbers 1 to 10. (pg no 149 in tb)	12 & 42	Chart
13.	Chart showing Calendar of June 2023	13 & 43	Chart
14.	Chart showing Days of the week	14 & 44	Chart
15.	Chart showing Months of the year	15 & 45	Chart
16.	Chart showing Indian Money Coin	16 & 46	Chart
17.	Chart showing Indian Money notes	17 & 47	Chart
18.	Chart showing Even numbers	18 & 48	Chart
19.	Chart showing Odd numbers	19 & 49	Chart
20.	Chart showing Fractions	20 & 50	Chart
21.	Chart showing tall and short objects (any 5)	21 & 51	Chart
22.	Chart showing Thick and Thin objects (any 5)	22 & 52	Chart
23.	Chart showing in Addition on the number line.(Pg no 111)	23 & 53	Chart
24.	Prepare two digits Addition model	24 & 54	Model
25.	Prepare working model of Abacus	25 & 55	Model
26.	Prepare working model of fraction	26 & 56	Model
27.	Chart showing Vegetables market.	27 & 57	Chart
28.	Prepare models of shapes (using clay)	28 & 58	Model
29.	Prepare working model for place value	29 & 59	Model
30.	Prepare A.T.M machine	30 & 60	Model



SMT.S.G. ENG. MED. PRIMARY SCHOOL, GANDHINAGAR
S.V. ENG. MED. PRIMARY SCHOOL, GANDHINAGAR
HOLIDAY HOMEWORK, SEMESTER-II (2023-2024)



STD: I

ALLOTMENT DATE: 06/11/2023

SUB: ENVIRONMENTAL STUDIES

SUBMISSION DATE: 06/01/2024

Q-1 Match the name of the festival with the given picture.



Pongal



Eid



Christmas



Diwali

Q-2 Name the national festivals.



Q-3 Tick (✓) the correct options.

1. Big and tall plants are called?

- A. Trees B. Herbs C. Shrubs

2. Plants having weak stems which grow along the ground are called?

- A. Creepers B. Climbers C. Trees

3. Which of the following is not a shrub?

- A. Rose B. Apple C. Mint

4. Which of the following is not a herb?

- A. Moneyplant B. Cotton C. Mango

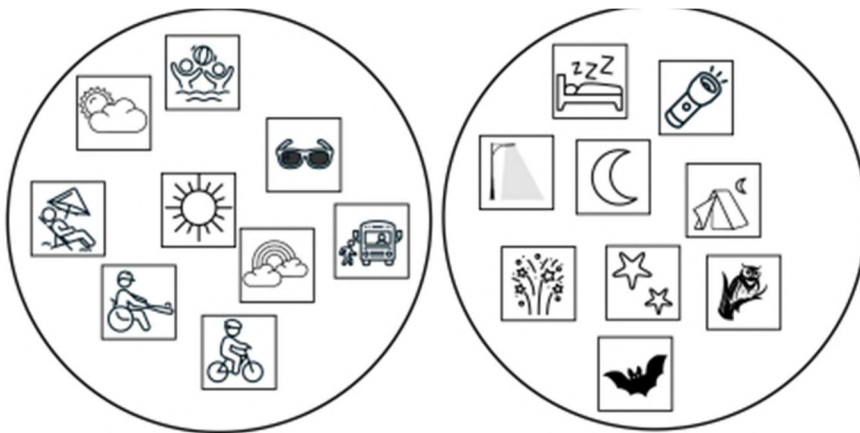
Q-4 Write the months for the following seasons.

1. The winter months are _____, _____ and _____.
2. The spring months are _____ and _____.
3. The summer months are _____, _____ and _____.
4. The monsoon months are _____ and _____.
5. The autumn months are _____ and _____.

Q-5 Tick (✓) the things which need air to live.



Q-6 Look at the picture and identify which part is day time and which part is night time?



Q-7 Draw what you see in the sky.

Day time

Night time

Serial no.	Topics	Roll no.	Model/Project
1	Model of house.	1, 26	Model
2	Animals shed.	2,27	Model
3	Make a traffic light.	3,28	Model
4	Make a letter box.	4,29	Model
5	Which things we use in bathroom.	5,30	Project
6	Write few lines on pet animals.	6,31	Project
7	Stick the picture and write few lines on a religious festival.	7,32	Project
8	Stick the picture and write few lines on a National festival.	8,33	Project
9	Stick the picture of any tree and write two lines about it.	9,34	Project
10	Stick the picture of any shrub plant and write two lines about it.	10,35	Project
11	Stick the picture of any herb plant and write two lines about it.	11,36	Project
12	Stick the picture of any climber plant write two lines about it.	12, 37	Project
13	Stick the picture and write few lines about birds.	13, 38	Project
14	Which things we use in classroom.	14,39	Project
15	Write how to clean your body?	15, 40	Project
16	How do plants help us?	16, 41	Project
17	Sources of water.	17, 42	Model
18	Write few ways to save water.	18, 43	Project
19	Stick & write the names of fruits we eat in Summer season.	19, 44	Project
20	Which type of clothes we wear in winter season?	20, 45	Project
21	Which thing we use in rainy Season?	21, 46	Project
22	Stick the picture and write few lines on spring season.	22, 47	Project
23	Stick the picture and write few lines on autumn season.	23, 48	Project
24	Rooms in a house.	24, 49	Model
25	Make a first aid box.	25, 50	Model



SMT, S.G. ENG. MED PRIMARY SCHOOL, GANDHINAGAR
S.V. ENG. MED. PRIMARY SCHOOL, GANDHINAGAR
HOLIDAY HOMEWORK SEM – 2 (2023-24)



GRADE: I
SUBJECT: GUJARATI

ALLOTMENT DATE: 06-11-2023
SUBMISSION DATE: 04-01-2024

હું ને મારી બહેનપણી

હું ને મારી બહેનપણી તો મહેંદી લેવા ગયાતા
મહેંદીના મોટા મોટા ઝાડ છે, હાથ લાલચોળ છે.

મારી મમ્મીએ એમ કહ્યું કે, વાસણ ઘસી નાખજે,
હું ભોળી એમ સમજી કે વાસણ ફોડી નાખજે,

હું ને મારી બહેનપણી તો મહેંદી લેવા ગયાતા
મહેંદીના મોટા મોટા ઝાડ છે, હાથ લાલચોળ છે.

મારી મમ્મીએ એમ કહ્યું કે, કપડાં ધોઈ નાખજે,
હું ભોળી એમ સમજી કે કપડાં ફાડી નાખજે,

હું ને મારી બહેનપણી તો મહેંદી લેવા ગયાતા
મહેંદીના મોટા મોટા ઝાડ છે, હાથ લાલચોળ છે.

છુક છુક કરતી જાય

છુક છુક કરતી જાય છુક છુક કરતી જાય
આ અમારી ગાડી છુક છુક કરતી જાય

સ્ટેશન આવી જાય લાલ લાઈટ થાય
આ અમારી ગાડી છુક છુક કરતી જાય

લીલી લાઈટ થાય ગાડી ઝટપટ દોડી જાય
આ અમારી ગાડી છુક છુક કરતી જાય

સીધા પાટે જાય સરરર સરકી જાય
આ અમારી ગાડી છુક છુક કરતી જાય

ટિકિટ લેવા જાય કેવી ધક્કામુકી થાય
આ અમારી ગાડી છુક છુક કરતી જાય

મામાને ઘેર જાય માસીને ઘેર જાય
આ અમારી ગાડી છુક છુક કરતી જાય

છુક છુક કરતી જાય છુક છુક કરતી જાય
આ અમારી ગાડી છુક છુક કરતી જાય

આવો પારેવાં

આવો પારેવાં, આવો ને ચકલાં,
ચોકમાં દાણા નાખ્યા છે.
આવો પોપટજી, મેનાને લાવજો,
ચોકમાં દાણા નાખ્યા છે.
આવો કાબરબાઈ, કલબલ ના કરશો,
ચોકમાં દાણા નાખ્યા છે.
બંટી ને બાજરો, ચોખા ને બાવટો,
ચોકમાં દાણા નાખ્યા છે
.ધોળી છે જાર ને ઘઉં છે રાતડા,
ચોકમાં દાણા નાખ્યા છે.
નિરાંતે ખાજો,નિરાંતે ખૂંદજો,
ચોકમાં દાણા નાખ્યા છે.
બિલ્લી નહીં આવે, ફૂતરો નહીં આવે,
ચોકમાં દાણા નાખ્યા છે.
ચકચક કરજો ને કટકટ કરજો,
ચોકમાં દાણા નાખ્યા છે


અડકો દડકો દહીં દડકો

પીલુ પાકે શ્રાવણ ગાજે
ઊલ મૂલ ધંતૂરાનું ફૂલ
સાકર શેરડી ખજૂર,
બાઈ તમારા હૈયા છોકરા,
જાગે છે કે ઊંઘે છે,
અસ મસ ને ઢસ
અસ મસ ને ઢસ
અસ મસ ને ઢસ !!!


એ તો હું કોયલ છુ

કાળો મારો રંગ છે
આંબાની કુંજમાં રહુ છુ
કાળો મારો રંગ છે
આંબાની કુંજમાં રહુ છુ
વસંત ઋતુની ખબર આપું
કંઠ મારો મધુર છે
અવાજથી ઓળખાવું છુ
એ તો હું કોયલ છુ

પ્રશ્ન. 1 ચિત્રનો પહેલો અક્ષર લખી તેમાં રંગ પૂરો.

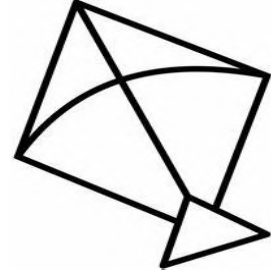












પ્રશ્ન 2 ચિત્રને મૂળાક્ષર સાથે જોડો.

પ



છ



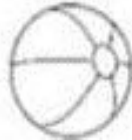
દ



ક








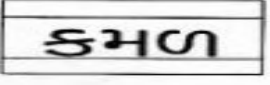
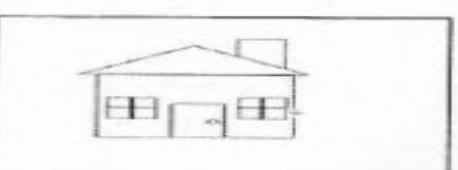



બ




પ્રશ્ન ૩ સરખા મૂળાક્ષર જોડો.

પ્રશ્ન ૪ ચિત્ર ઓળખી સાચા મૂળાક્ષર પર વર્તુળ કરો.

પ્રશ્ન 5. ચિત્રને યોગ્ય શબ્દ સાથે જોડો.



પ્રશ્ન 6. કુચ્છા નું ચિત્ર દોરી તેમાં રંગ પુરો:



SMT. S.G. ENG. MED. PRIMARY SCHOOL, GANDHINAGAR
S.V. ENG. MED. PRIMARY SCHOOL, GANDHINAGAR
HOLIDAY HOMEWORK SEM. – II (2023-24)



GRADE: I

ALLOTMENT DATE: 06/11/2023

SUBJECT: HINDI

SUBMISSION DATE: 08/01/2024

POEMS

१) डाकिया आया

देखो एक डाकिया आया.
थैला एक हाथ में लाया ।
चिट्ठी कई हाथ में पकड़े,
पहने है वह खाकी कपड़े ।
बाँट रहा घर-घर में चिट्ठी,
मुझे भी वो लाकर चिट्ठी ॥

३) तितली रानी तितली रानी

कितनी प्यारी कितनी सयानी !
रंग बिरंगे पंख सजीले !
लाल, गुलाबी, नीले, पीले !
फूल फूल पर जाती हो !
गुनगुन-गुनगुन गाती हो !
कली कली पर मंडराती हो !
मीठा मीठा रस पीकर

४) सब देशों से न्यारा देश ।

सब देशों से न्यारा देश ।
हिन्दू -मुस्लिमभाई-भाई,
मिलकर रहते सिख-ईसाई ।
इसकी धरती उगले सोना,
ऊँचा हिमगिरि बड़ा सलोना ।
सागर धोता इसके पाँव,
हैं इसके अलबेले गाँव ।

२) चिड़िया रानी चिड़िया रानी ।

तुम हो पेड़ों की रानी ॥
सुबह सवेरे उठ जाती हो ।
ना जाने क्या गाती हो ॥
क्या तुम भी पढ़ने को जाती हो ।
या नौकरी करने को जाती हो ॥
शाम से पहले आती हो ।
बच्चों का दाना लाती हो ।
भर-भर चोंच खिलाती दाना ।
चूँ-चूँ चहक सुनाती गाना ॥









५) भालू आया भालू आया

भालू आया भालू आया
ठुमक ठुमक कर भालू आया
पैर घुंगरू बाँध कर आया
खेल तमाशा करने आया
भालू आया भालू आया
संग मदारी उसके आया
सब का मन बहलाने आया
सब बच्चों ने शोर मचाया
भालू आया भालू आया
नाच नाच के खेल सजाया
सब बच्चों का मन हर्षाया
मीठा मीठा गाना गाया
भालू आया भालू आया
सब बच्चों को पास बुलाया
सबको अपना खेल दिखाया
खेल दिखा के केला खाया।

- नीचे दिए वर्णों और उसको अंग्रेजी को देखके फिरसे लिखिए।

अ-A	आ-Aए	इ-I	ई-EE	उ-U	ऊ-OO	ऋ-RI
ए=E	ऐ-AI	ओ-O	औ-AU	अं-AN/ AM	अः-AN/ AM	

- चित्रको उसके नाम के पहले वर्ण से मिलाइए।

			
च छ ब	न त ह	क ड च	म ज त
			
ढ घ ल	ख ग त	थ द स	य ठ ग

- एक जैसे वर्णों पर गोला कीजिए।

ट→	इ	थ	ट	ठ	क
न→	य	च	ड	उ	न
ग→	ग	त	ज	ढ	ज
छ→	ख	ध	ण	छ	अ
द→	छ	झ	द	ग	ऊ